





TK-981 VCO MODIFICATION

*NEEDED FOR
902 MHz REPEATER RECEIVER*


TK-981 MOTHER BOARD




MOTHER BOARD – VCO REMOVED



TK-981 VCO

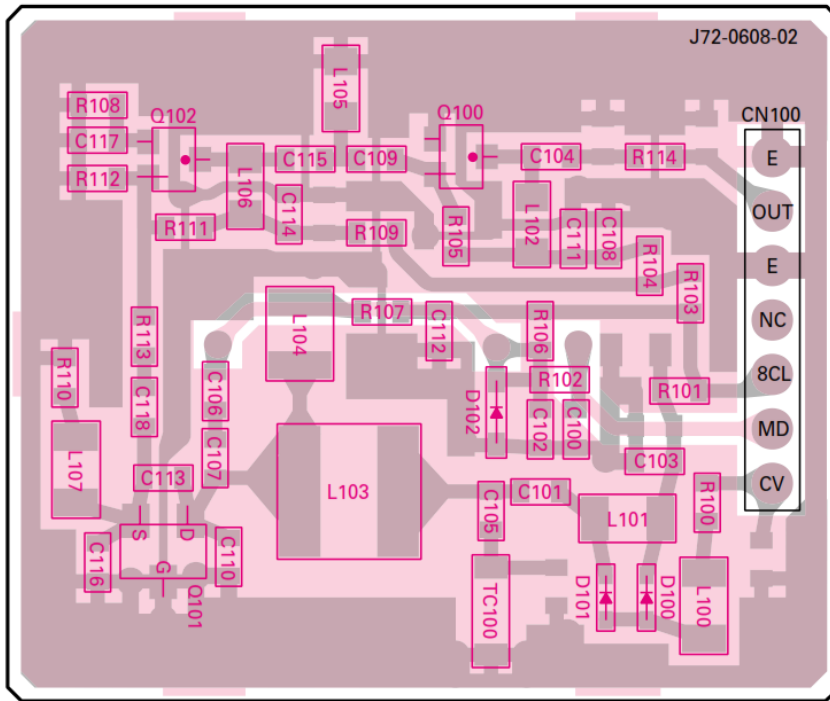


TK-981 VCO BOARD

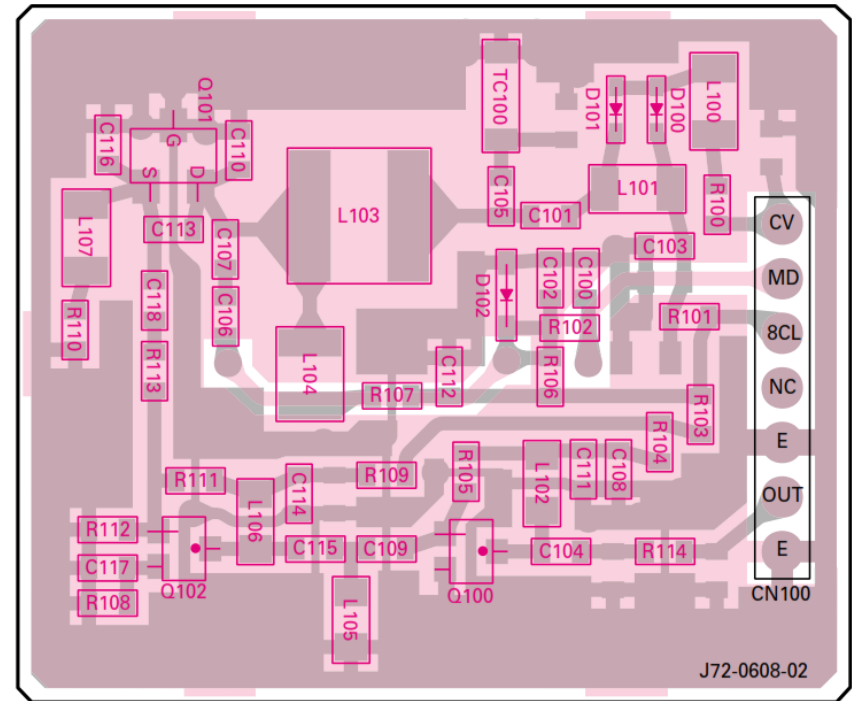


TK-981 VCO BOARD LAYOUT

PLL/VCO (X58-4530-XX) -10 : TK-980 -11 : TK-981
Component side view



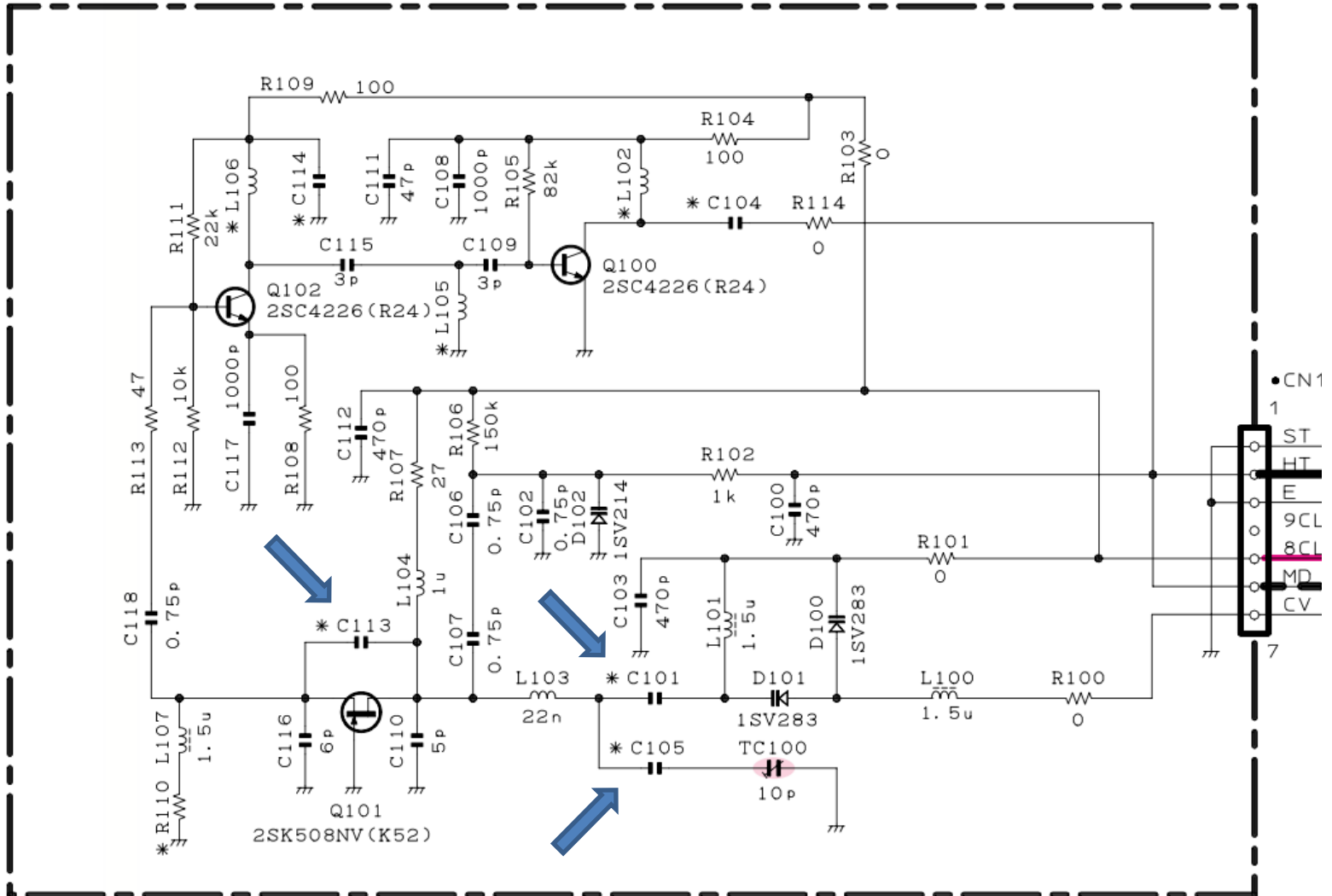
PLL/VCO (X58-4530-XX) -10 : TK-980 -11 : TK-981
Foil side view



- Component side
- Foil side

TK-981 VCO SCHEMATIC

*A1 X58-453X-XX SUB UNIT



VCO CAPACITOR CHANGES

CAPACITOR	TK-981 STOCK	TK-981 MOD	TK-980 STOCK
C101	4.5 pF	7.5 pF	8.0 pF
C105	4.0 pF	5.6 pF	6.0 pF
C113	4.0 pF	4.7 pF	5.0 pF

- Standard value caps used
- Tuning is near stock TK-980